



Bellevue

COVID-19:

The road to recovery

Radu Postelnicu, MD

Associate Director, Medical ICU Bellevue Hospital

Assistant Program Director, NYU PCCM Fellowship

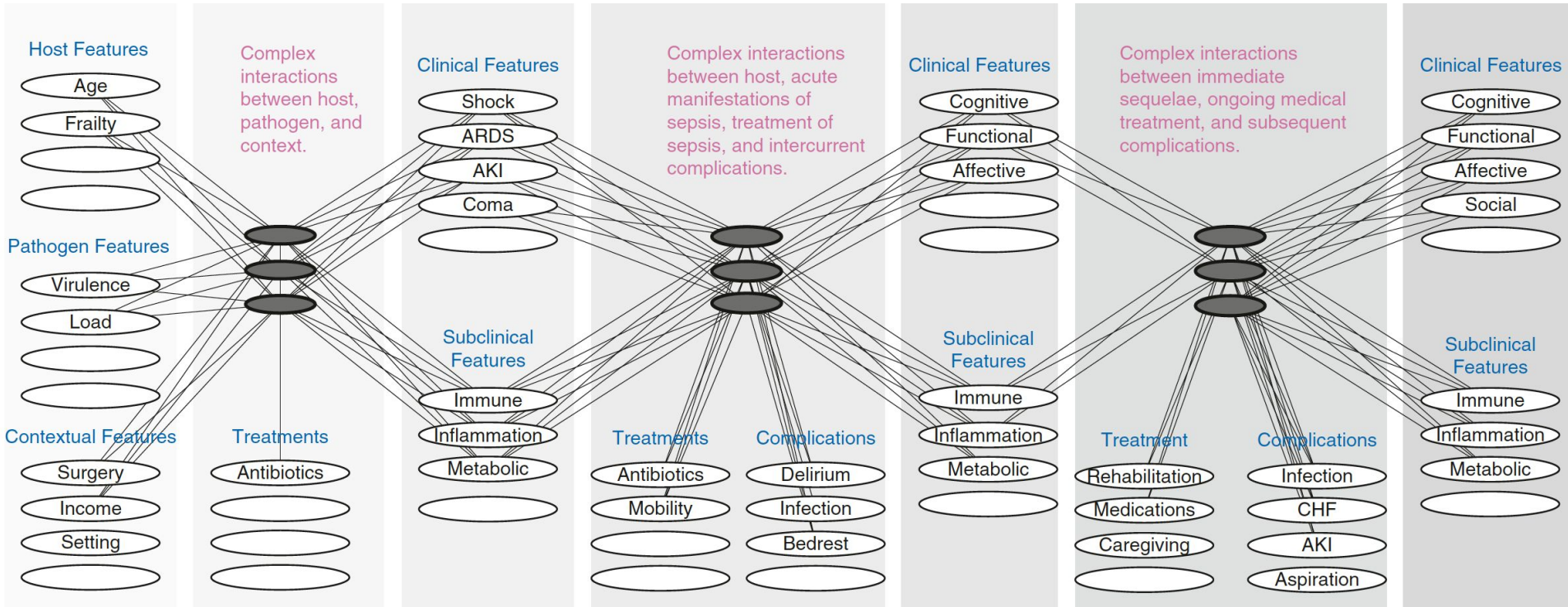
Where are we now

- 1140+ COVID+ total admissions at Bellevue Hospital
- 814+ discharges (excluding deaths)
- 280+ ICU admissions (including 67+ OSH transfers)
 - 79 deaths
 - 48 extubations -> medicine floor -> home
 - 16 NIV/ HFNC
 - 25 tracheostomies
- “Self Proning” outside of the ICU

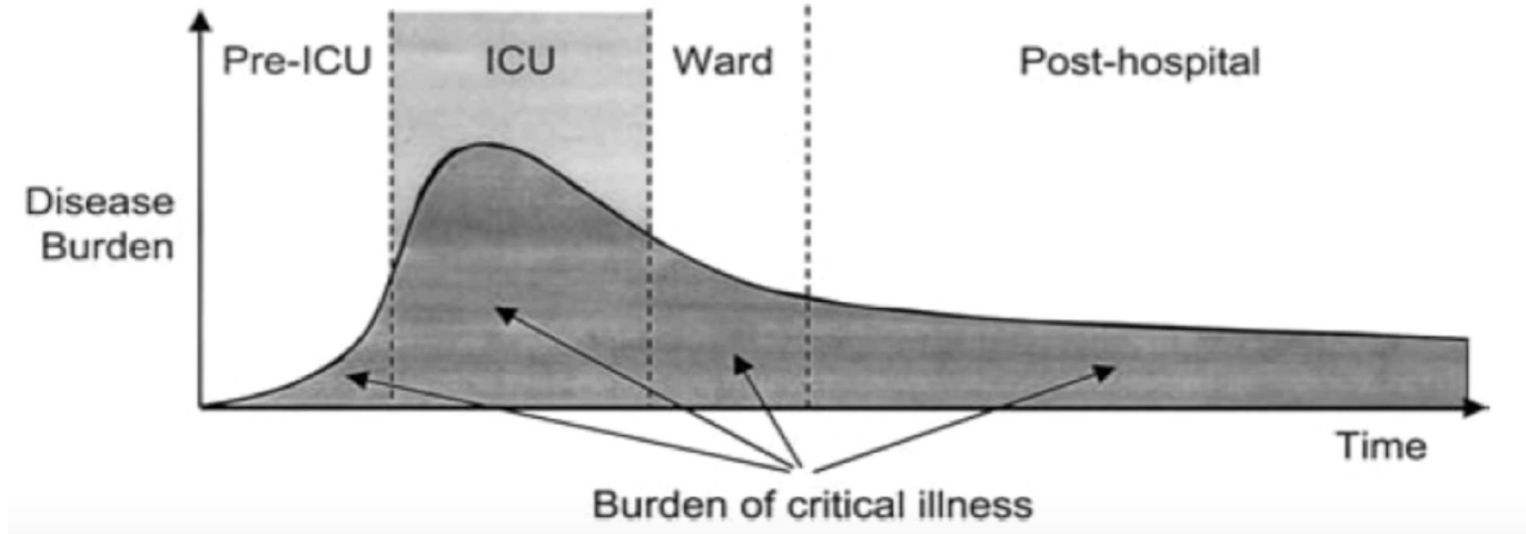
The concern

- Prolonged ventilator usage/ Tracheostomy/ Slow wean
- Renal failure
- Isolation
- Significant sedation, neuromuscular blockade
- PT/OT
- PICS
- Mental Health

Potential Factors Determining Clinical Course

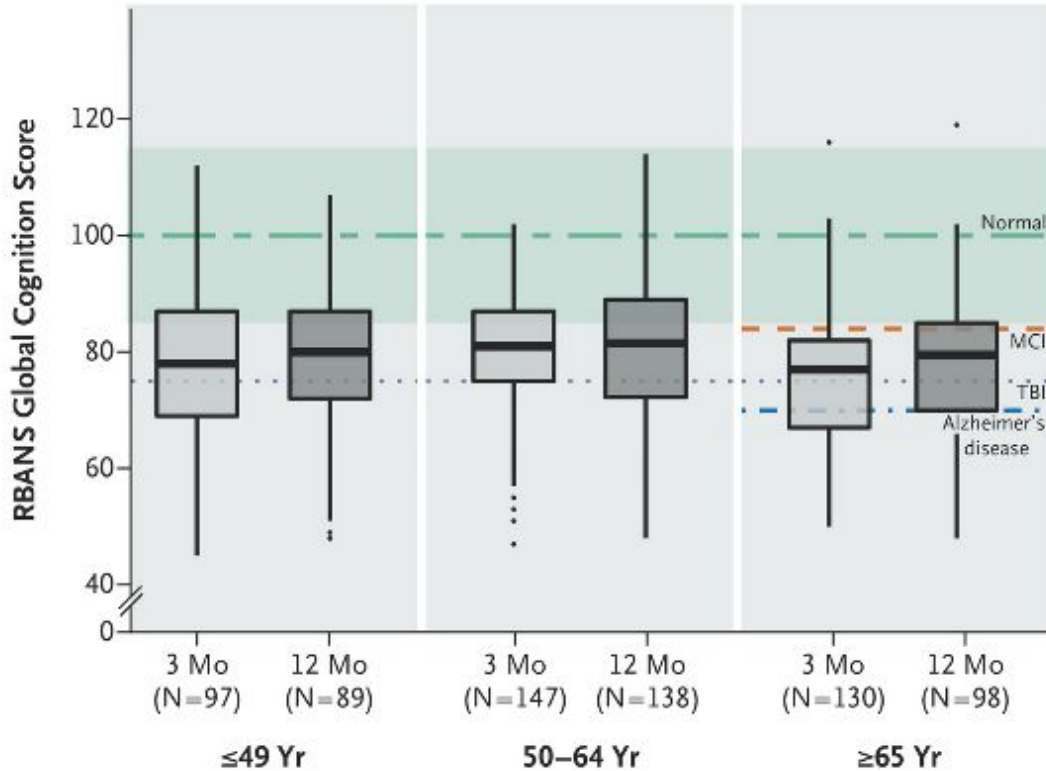


Long-term consequences



Angus et al, *Intensive Care Med.* 2003.

Long-term cognitive impairment after critical illness



At 3 months:

- 40% impaired at level of moderate TBI
- 26% impaired at level of mild Alzheimer's dementia

At 12 months:

- 34% impaired at level of moderate TBI
- 24% impaired at level of mild Alzheimer's dementia

Long-term consequences

Neuropsychological impairment

Physical impairment

Sepsis-induced inflammation and CV risk

Sepsis-induced immunosuppression

Long-term health-related quality of life

Healthcare resource utilization

Long-term mortality

The long road

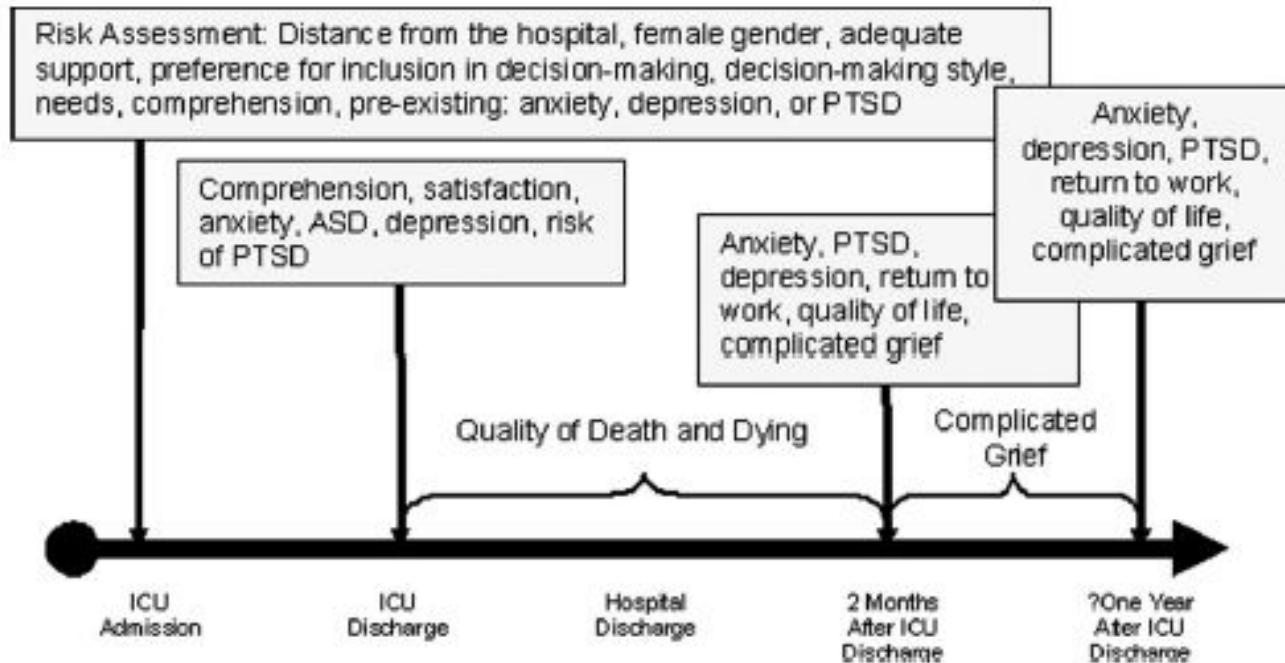


Figure 1. Timing of assessment. Adapted with permission from Kentish-Barnes et al (26). ASD, acute stress disorder; PTSD, posttraumatic stress disorder.

Post-ICU / Post-COVID-19 Course

- PICS/ PICS-F
 - Not only a critical care issue
- Tracheostomy
 - Timing
 - Weaning / placement
- Health Care Workers
 - Burnout / Mental Health
- Critical Care Recovery Clinic
 - Cognitive function and physical outcomes
 - Virtual

Questions?